

What is a Pop-up Blocker?

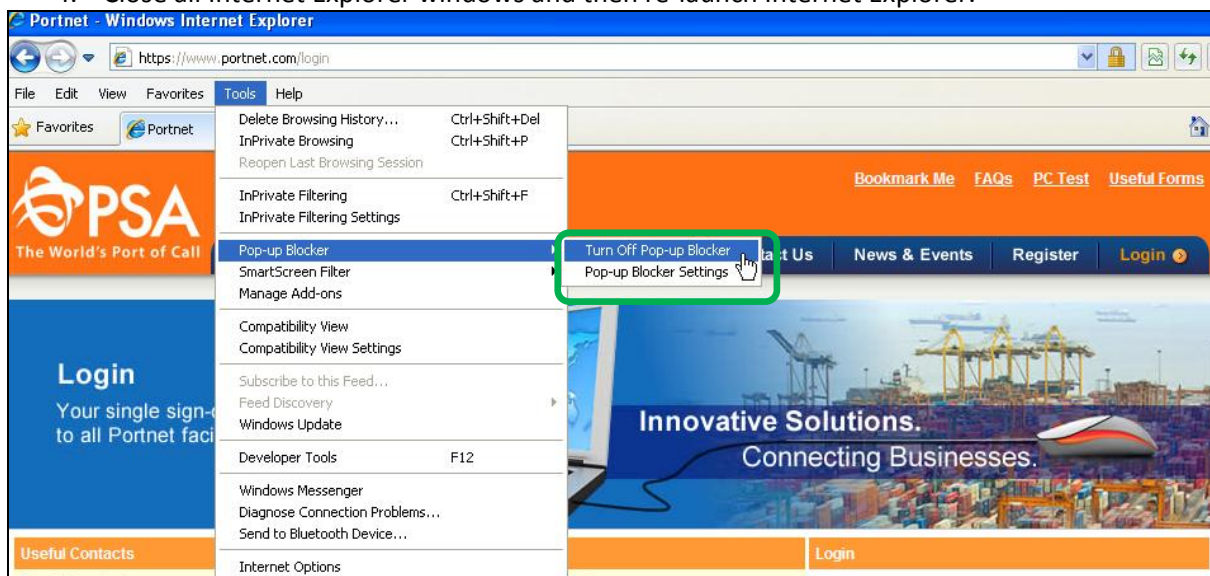
A Pop-up Blocker is an Internet Explorer feature that allows you to limit or block Pop-ups. When the Pop-up Blocker is turned on, the Information bar displays a message saying "Pop-up blocked. To see this pop-up or additional options click here."

Why do I need to disable the Pop-up Blocker?

The pop-up blocker must be disabled otherwise you will not see any validation and error messages that are displayed as Pop-up windows in Portnet.

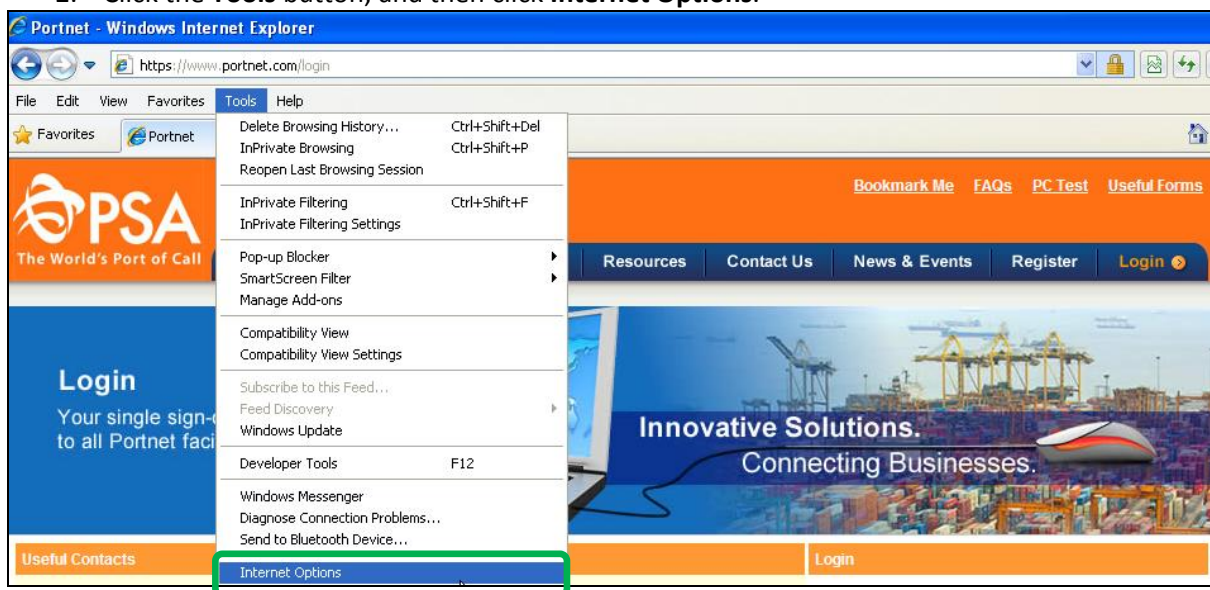
How do I disable the Pop-up Blocker?

1. Open Internet Explorer.
2. Click **Tools** button, and then click **Pop-up Blocker**.
3. Click on **Turn Off Pop-up Blocker** to disable the Pop-up blocker.
4. Close all Internet Explorer windows and then re-launch Internet Explorer.

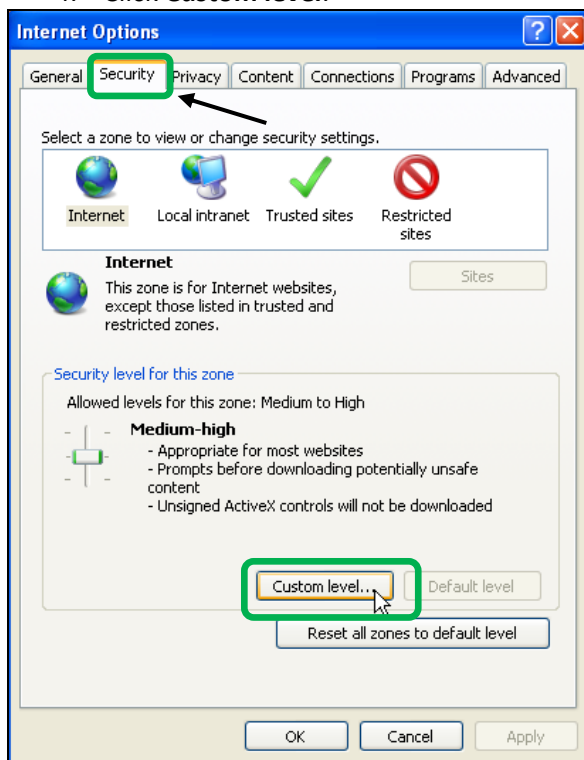


I have tried to disable the Pop-up Blocker, but it still does not work. What should I do?

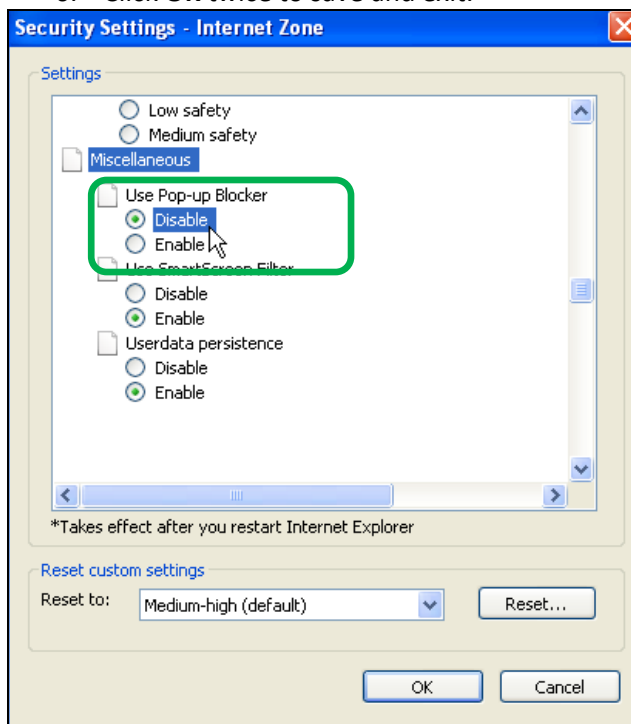
1. Open Internet Explorer.
2. Click the **Tools** button, and then click **Internet Options**.



3. Click the **Security** tab.
4. Click **Custom level**.



5. Scroll down in the **Security Settings** dialog box, and then, under **Miscellaneous**, select **Disable** for **Use Pop-up Blocker**.
6. Click **OK** twice to save and exit.



Note: If you have enabled or installed any third-party toolbars or pop-up blockers (for example, Google Toolbar or Yahoo toolbar), please ensure that the pop-up blocking feature of the toolbar is turned off when viewing Portnet.